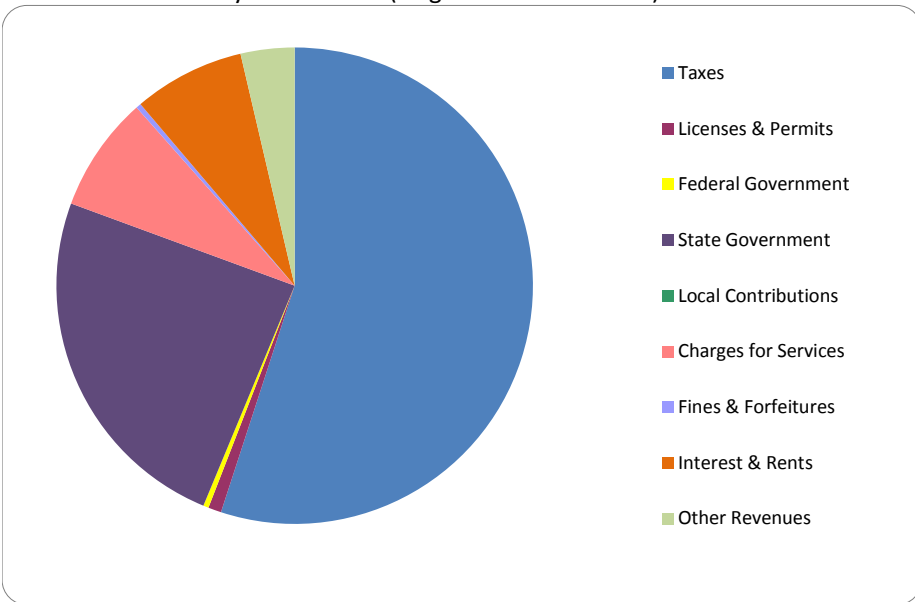


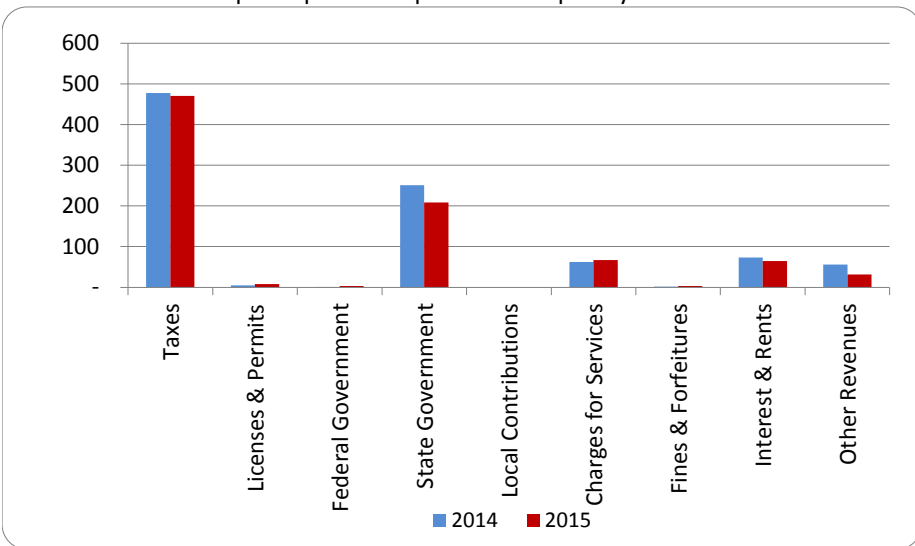
1. Where our money comes from (all governmental funds)



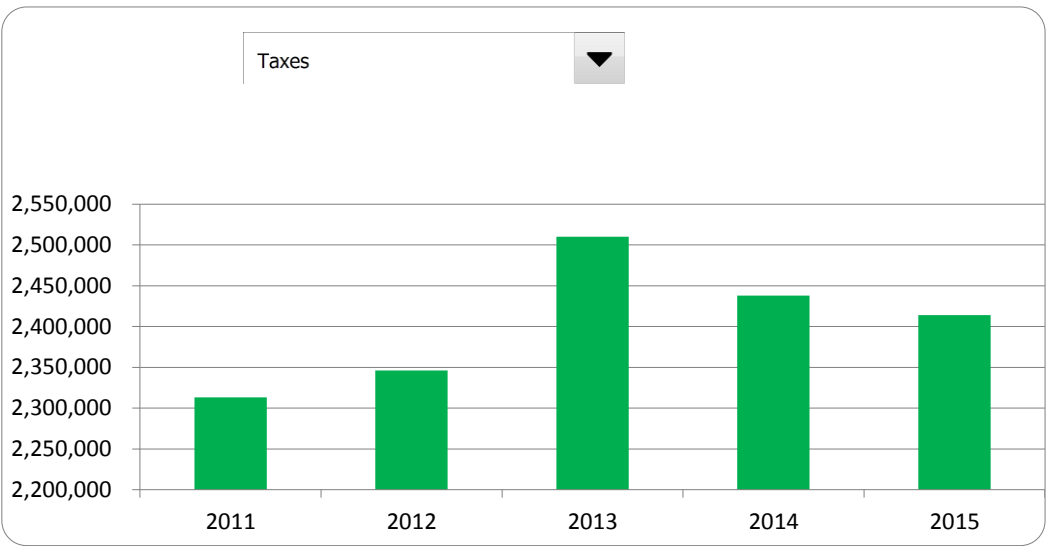
2. Compared to the prior year

	<u>2014</u>	<u>2015</u>	<u>% change</u>
Taxes	\$ 2,437,660	\$ 2,413,819	-0.98%
Licenses & Permits	25,468	39,013	53.18%
Federal Government	6,000	16,000	166.67%
State Government	1,281,214	1,068,317	-16.62%
Local Contributions	-	-	N/A
Charges for Services	318,372	344,097	8.08%
Fines & Forfeitures	7,197	15,067	109.35%
Interest & Rents	371,446	331,525	-10.75%
Other Revenues	286,651	160,370	-44.05%
Total Revenues	\$ 4,734,008	\$ 4,388,208	-7.30%

3. Revenue sources per capita - compared to the prior year



4. Historical trends of individual sources



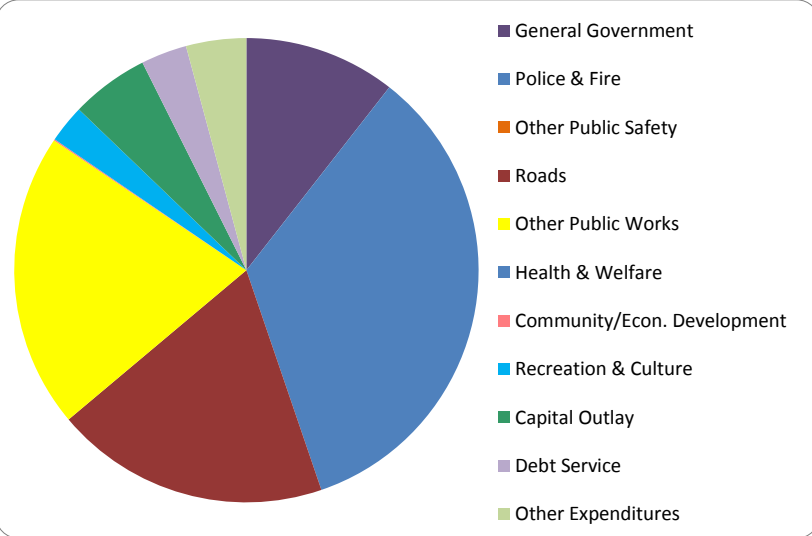
Commentary:

For more information on our unit's finances, contact Anthony Edlebeck at 906-774-3526.

CITIZEN'S GUIDE TO LOCAL UNIT FINANCES - City of Kingsford (22-2020)

EXPENDITURES

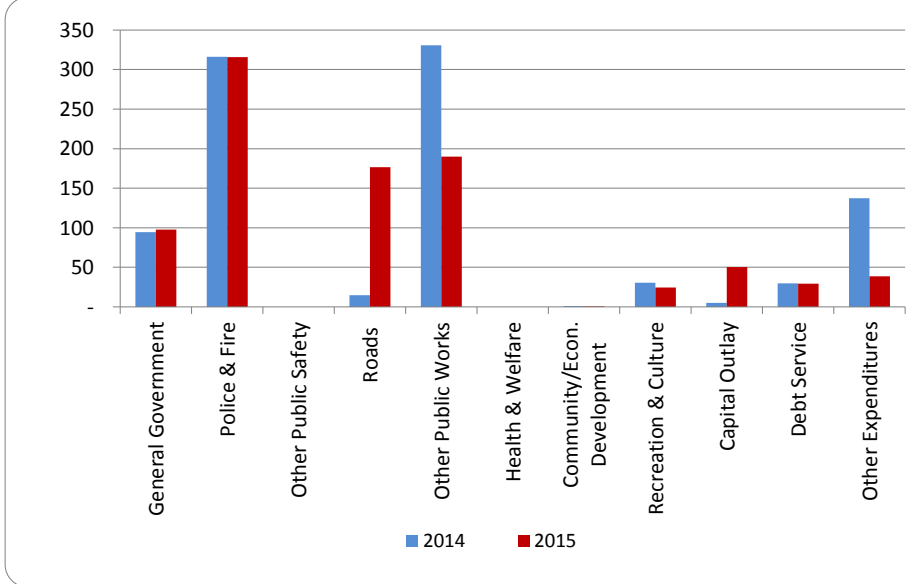
1. Where we spend our money (all governmental funds)



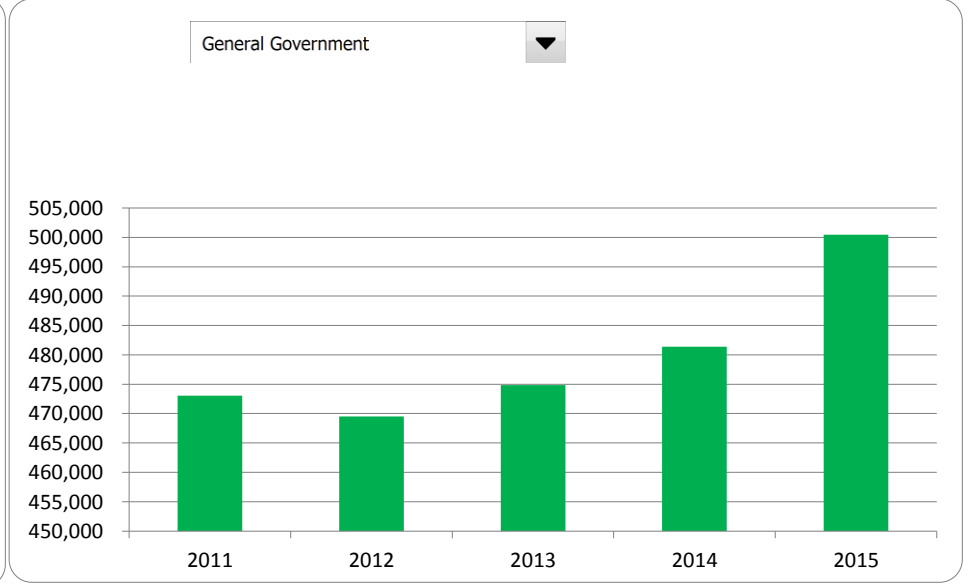
2. Compared to the prior year

	2014	2015	% change
General Government	\$ 481,396	\$ 500,474	3.96%
Police & Fire	1,612,628	1,621,222	0.53%
Other Public Safety	-	-	N/A
Roads	75,486	906,303	1100.62%
Other Public Works	1,687,213	974,762	-42.23%
Health & Welfare	-	-	N/A
Community/Econ. Development	5,755	4,008	-30.36%
Recreation & Culture	156,524	125,175	-20.03%
Capital Outlay	26,819	257,813	861.31%
Debt Service	151,288	151,575	0.19%
Other Expenditures	699,602	198,590	-71.61%
Total Expenditures	\$ 4,896,711	\$ 4,739,922	-3.20%

3. Spending per capita - compared to the prior year



4. Historical trends of individual departments:



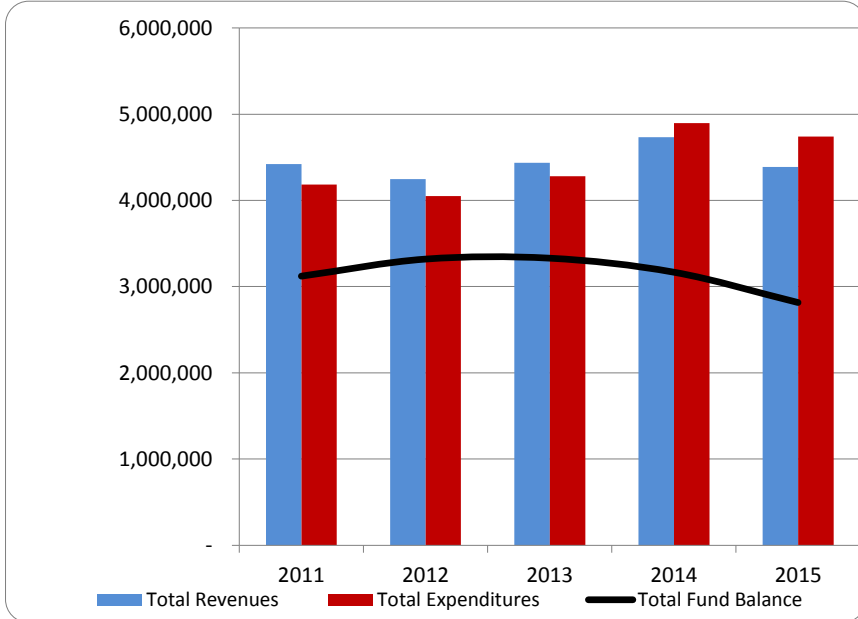
Commentary:

For more information on our unit's finances, contact Anthony Edlebeck at 906-774-3526.

CITIZEN'S GUIDE TO LOCAL UNIT FINANCES - City of Kingsford (22-2020)

FINANCIAL POSITION

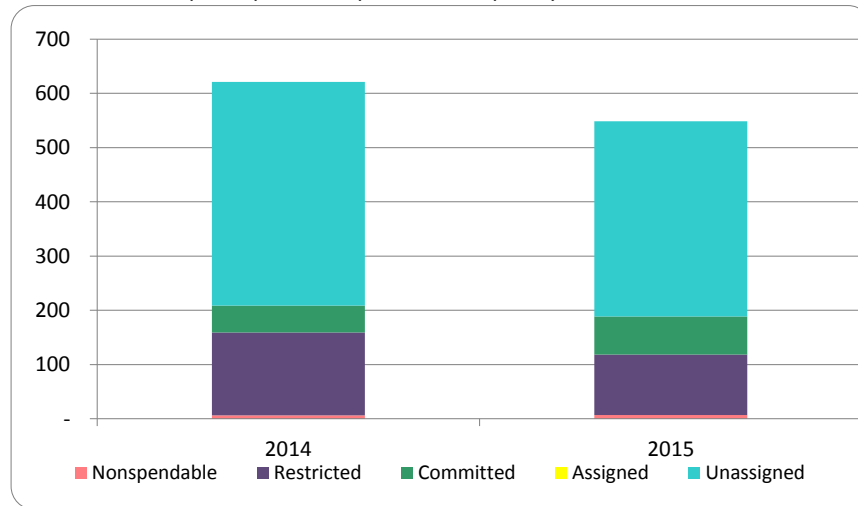
1. How have we managed our governmental fund resources (fund balance)?



2. Compared to the prior year

	2014	2015	% change
Revenue	4,734,008	4,388,208	-7.30%
Expenditures	4,896,711	4,739,922	-3.20%
Surplus (shortfall)	(162,703)	(351,714)	116.17%
Fund balance, by component:			
Nonspendable	32,940	35,554	7.94%
Restricted	779,589	572,079	-26.62%
Committed	252,577	361,296	43.04%
Assigned	-	-	N/A
Unassigned	2,102,037	1,846,500	-12.16%
total fund balance	3,167,143	2,815,429	-11.11%

3. Fund balance per capita - compared to the prior year



4. Historical trends of individual components



Commentary:

For more information on our unit's finances, contact Anthony Edlebeck at 906-774-3526.

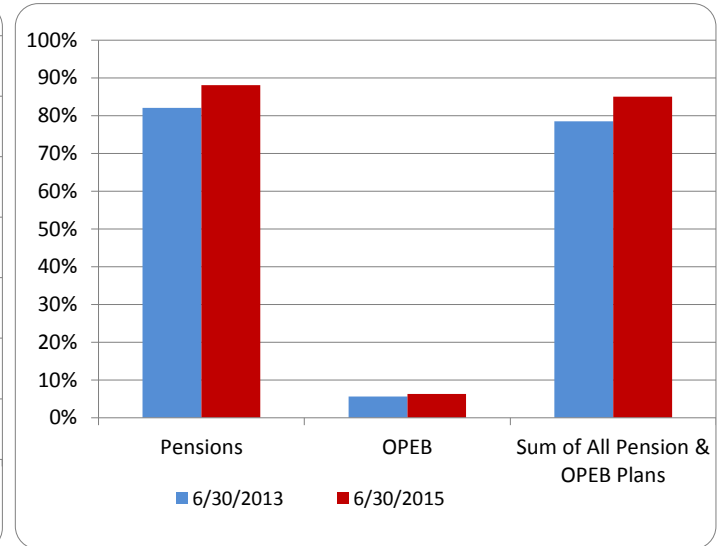
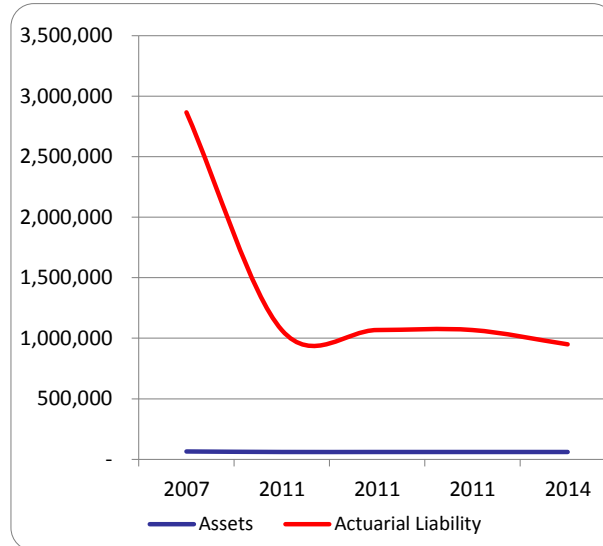
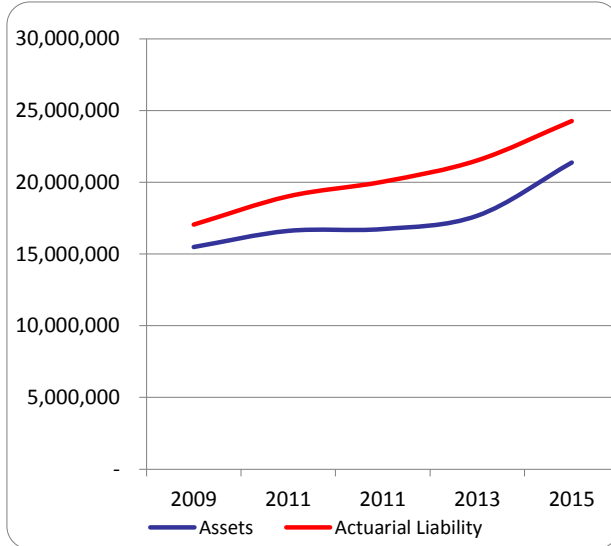
CITIZEN'S GUIDE TO LOCAL UNIT FINANCES - City of Kingsford (22-2020)

OTHER LONG TERM OBLIGATIONS

1. Pension funding status

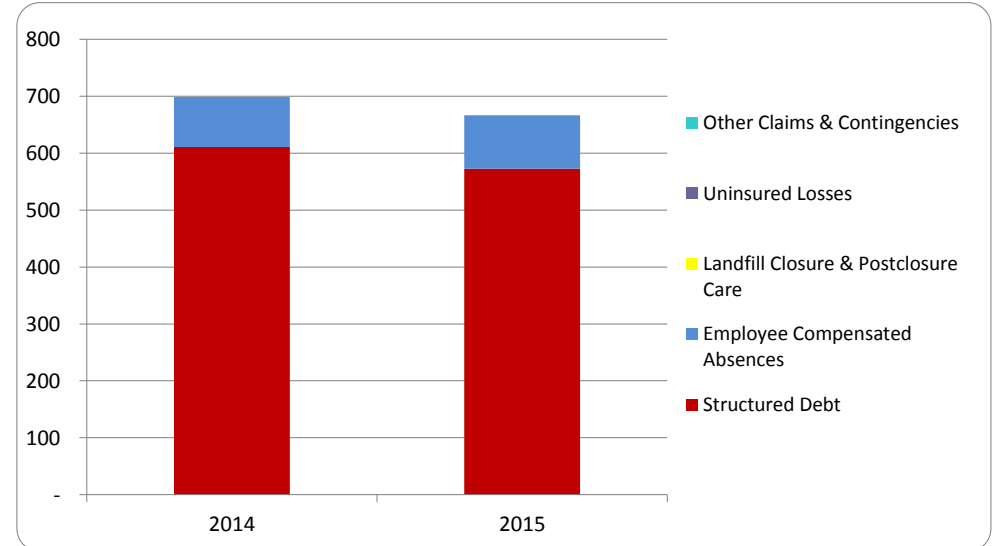
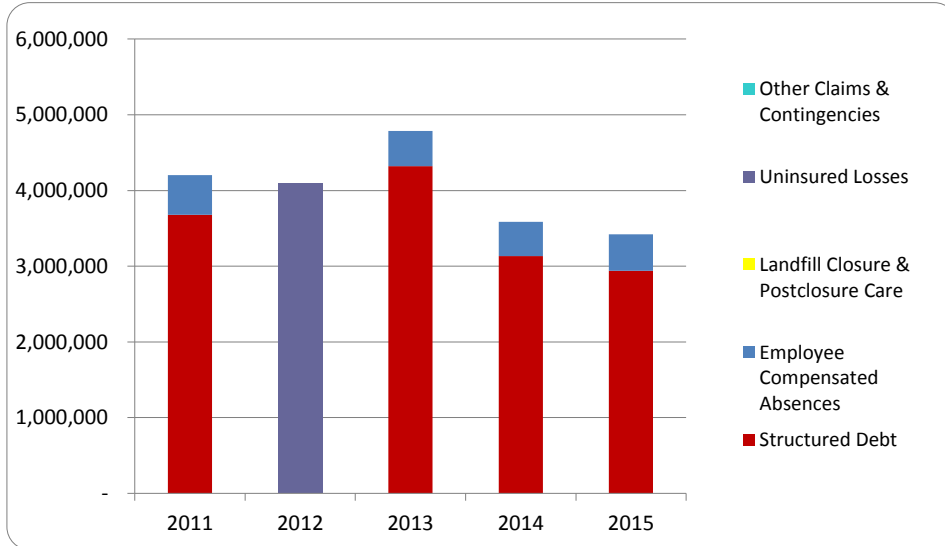
2. Retiree Health care funding status

3. Percent funded - compared to the prior year



4. Long Term Debt obligations:

5. Debt & other long term obligations per capita - compared to the prior year



Commentary: