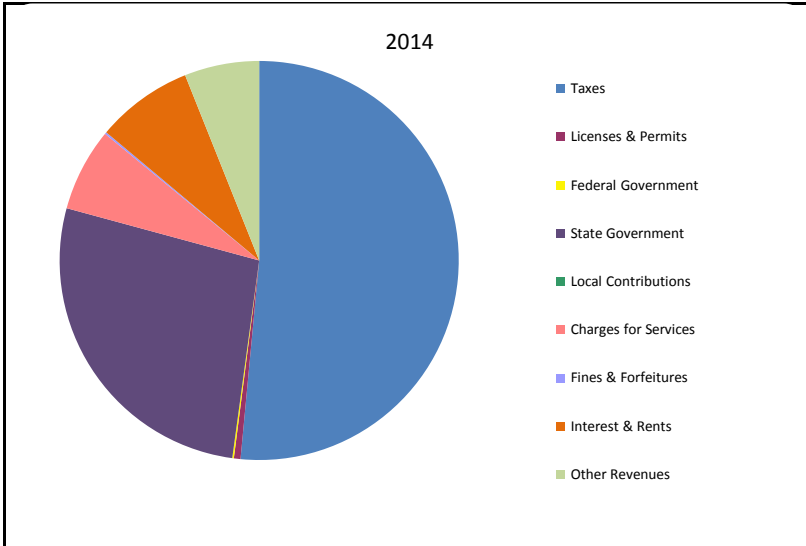


CITIZENS' GUIDE TO LOCAL UNIT FINANCES - Kingsford - Dickinson

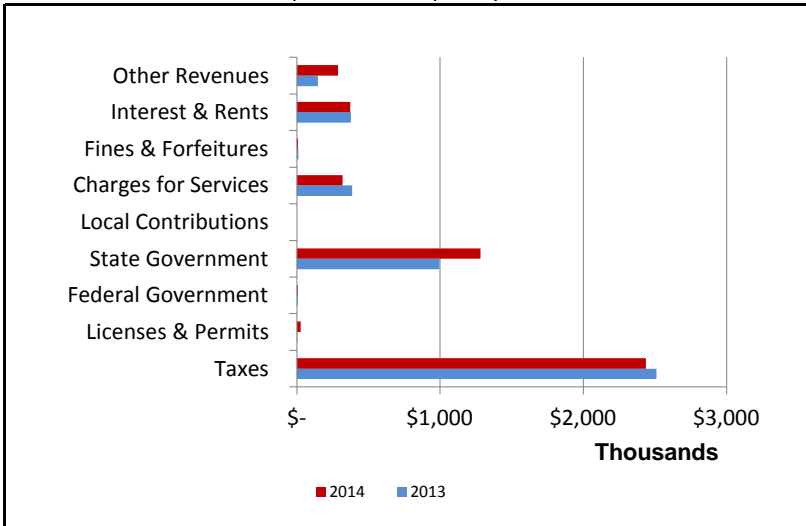
1. Where our money comes from (all governmental funds)



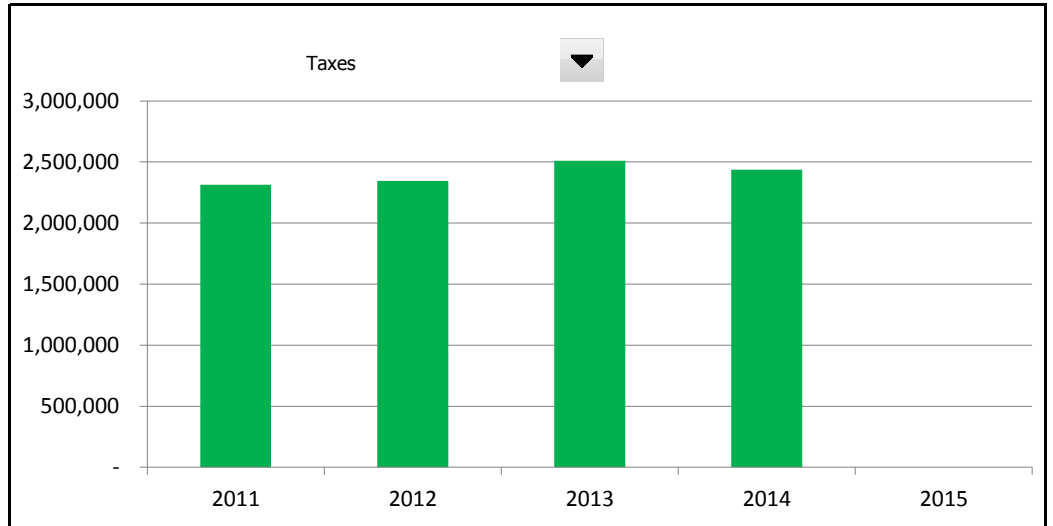
2. Compared to the prior year

	2013	2014	Change
Taxes	\$ 2,510,011	\$ 2,437,660	-2.88%
Licenses & Permits	\$ 2,740	\$ 25,468	829.49%
Federal Government	\$ 7,000	\$ 6,000	-14.29%
State Government	\$ 995,478	\$ 1,281,214	28.70%
Local Contributions	\$ -	\$ -	N/A
Charges for Services	\$ 385,969	\$ 318,372	-17.51%
Fines & Forfeitures	\$ 9,925	\$ 7,197	-27.49%
Interest & Rents	\$ 377,121	\$ 371,446	-1.50%
Other Revenues	\$ 146,663	\$ 286,651	95.45%
Total Revenues	\$ 4,434,907	\$ 4,734,008	6.74%

3. Revenue sources - compared to the prior year



4. Historical trends of individual sources

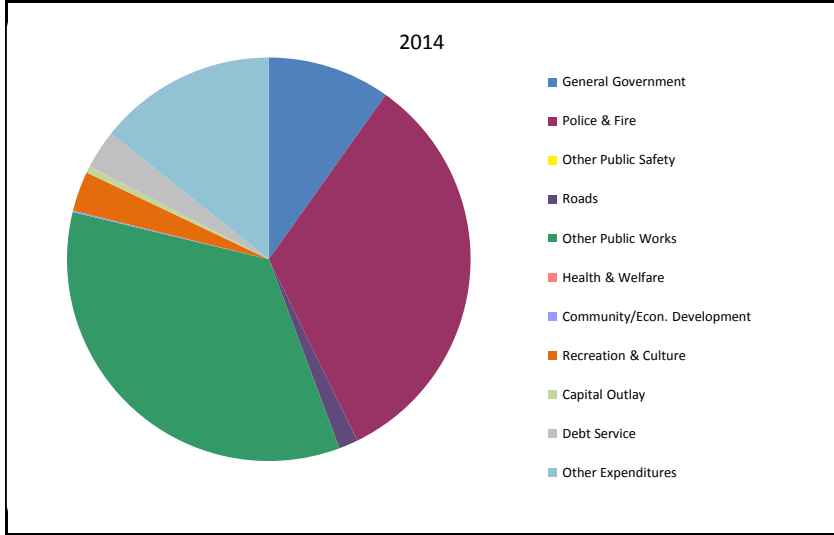


Commentary:

For more information on our unit's finances, contact Anthony D. Edlebeck, City Manager/Clerk at 906-774-3526.

CITIZENS' GUIDE TO LOCAL UNIT FINANCES - Kingsford - Dickinson

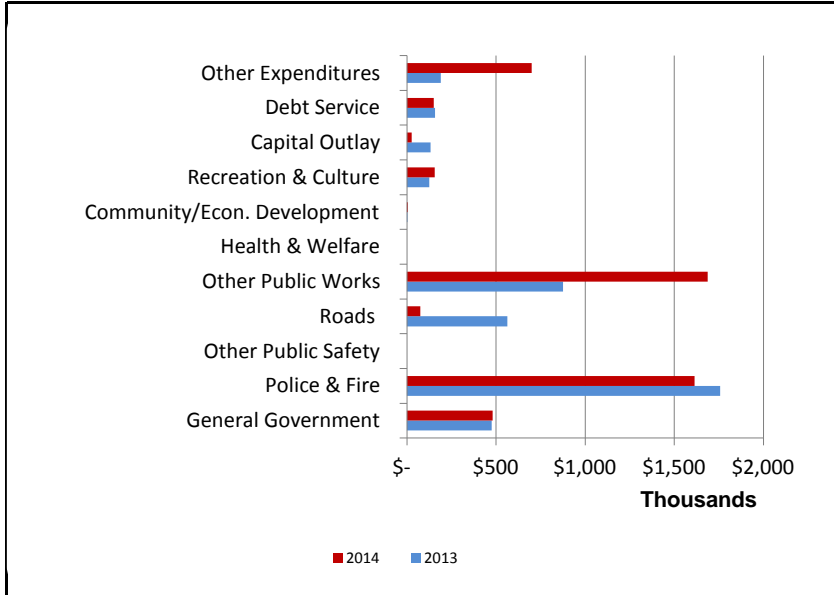
1. Where we spend our money (all governmental funds)



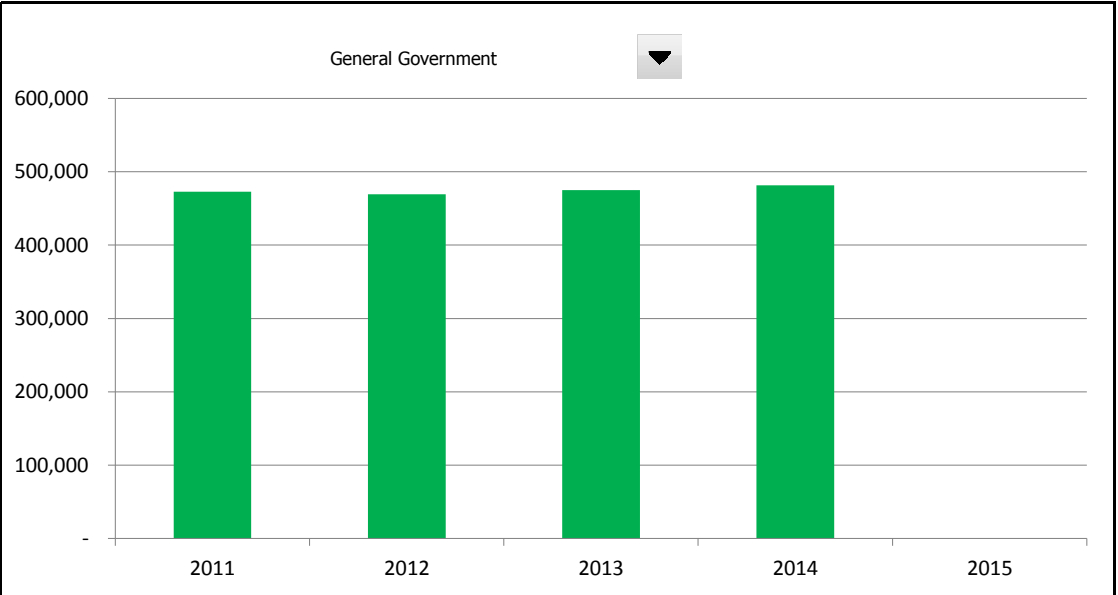
2. Compared to the prior year

	2013	2014	Change
General Government	\$ 474,827	\$ 481,396	1.38%
Police & Fire	\$ 1,755,993	\$ 1,612,628	-8.16%
Other Public Safety	\$ -	\$ -	N/A
Roads	\$ 563,693	\$ 75,486	-86.61%
Other Public Works	\$ 875,955	\$ 1,687,213	92.61%
Health & Welfare	\$ -	\$ -	N/A
Community/Econ. Development	\$ 3,529	\$ 5,755	63.08%
Recreation & Culture	\$ 125,490	\$ 156,524	24.73%
Capital Outlay	\$ 133,019	\$ 26,819	-79.84%
Debt Service	\$ 157,999	\$ 151,288	-4.25%
Other Expenditures	\$ 189,528	\$ 699,602	269.13%
Total Expenditures	\$ 4,280,033	\$ 4,896,711	14.41%

3. Spending - compared to the prior year



4. Historical trends of individual departments:

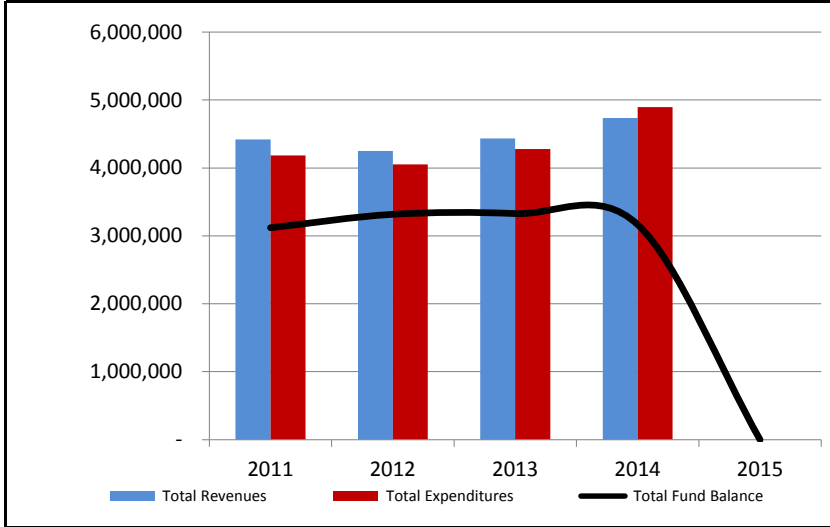


Commentary:

For more information on our unit's finances, contact Anthony D. Edlebeck, City Manager/Clerk at 906-774-3526.

CITIZENS' GUIDE TO LOCAL UNIT FINANCES - Kingsford - Dickinson

1. How have we managed our governmental fund resources (fund balance)

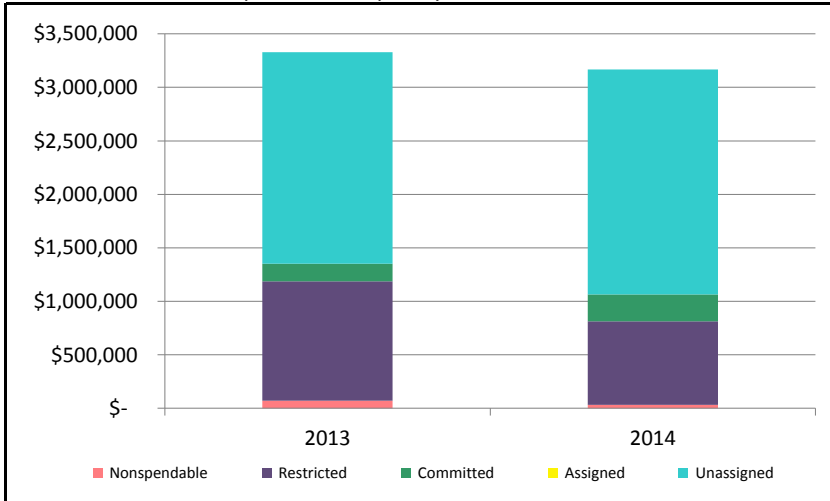


2. Compared to the prior year

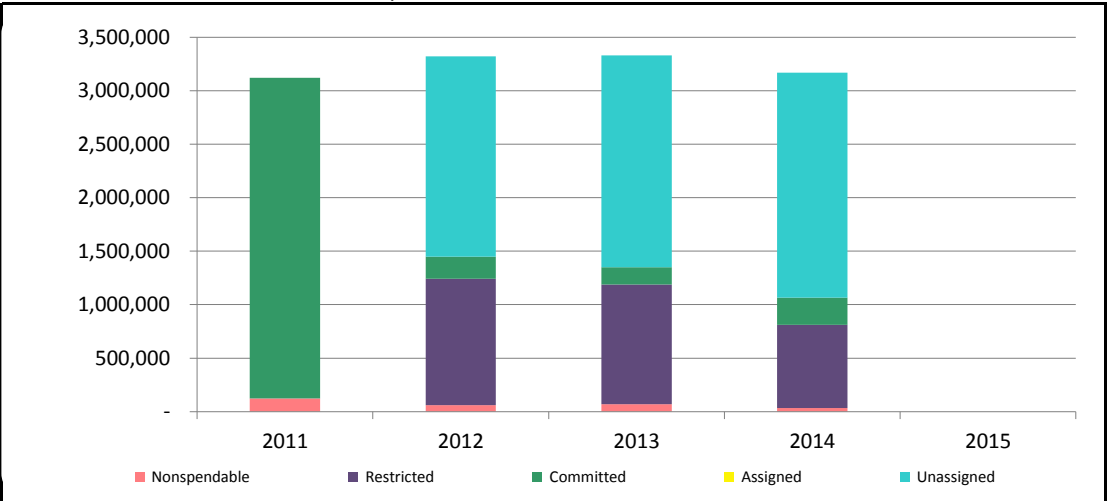
	2013	2014	Change
Revenues	\$ 4,434,907	\$ 4,734,008	6.74%
Expenditures	\$ 4,280,033	\$ 4,896,711	14.41%
Surplus (Shortfall)	\$ 154,874	\$ (162,703)	-205.06%

Fund balance, by component:	2013	2014	Change
Nonspendable	\$ 70,275	\$ 32,940	-53.13%
Restricted	\$ 1,116,826	\$ 779,589	-30.20%
Committed	\$ 163,790	\$ 252,577	54.21%
Assigned	\$ -	\$ -	N/A
Unassigned	\$ 1,978,956	\$ 2,102,037	6.22%
Total Fund Balance	\$ 3,329,847	\$ 3,167,143	-4.89%

3. Fund balance - compared to the prior year



4. Historical trends of individual components

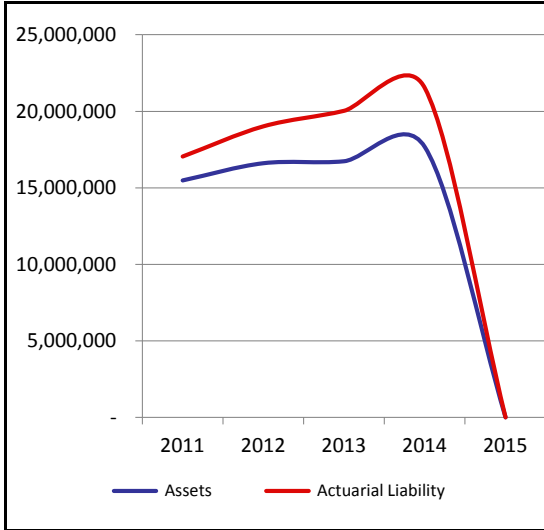


Commentary:

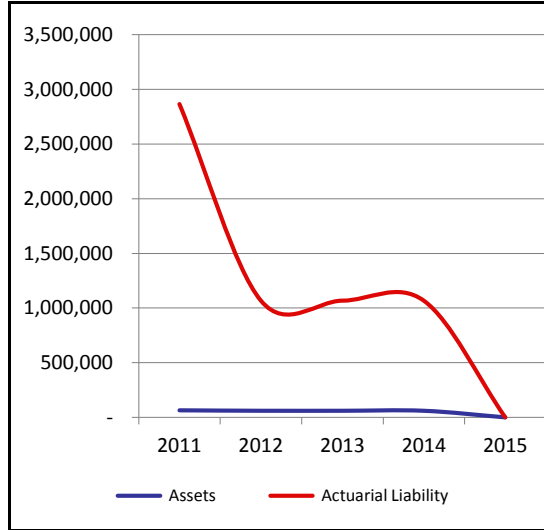
For more information on our unit's finances, contact Anthony D. Edlebeck, City Manager/Clerk at 906-774-3526.

CITIZENS' GUIDE TO LOCAL UNIT FINANCES - Kingsford - Dickinson

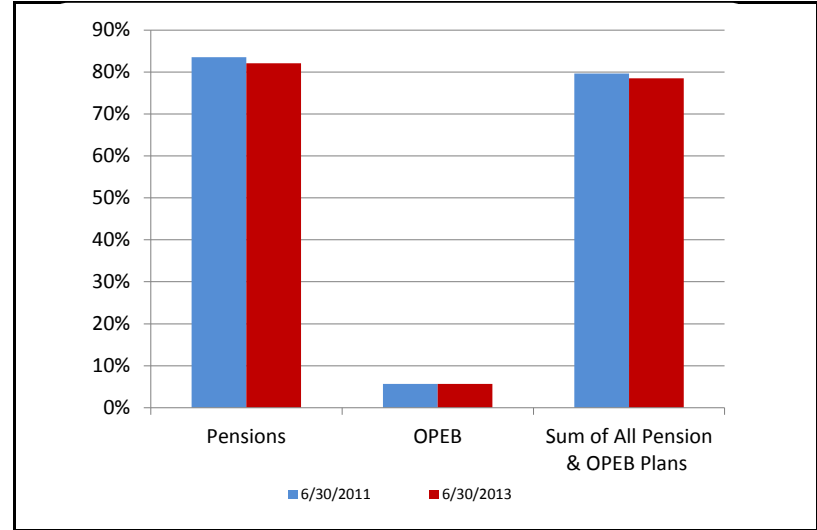
1. Pension funding status



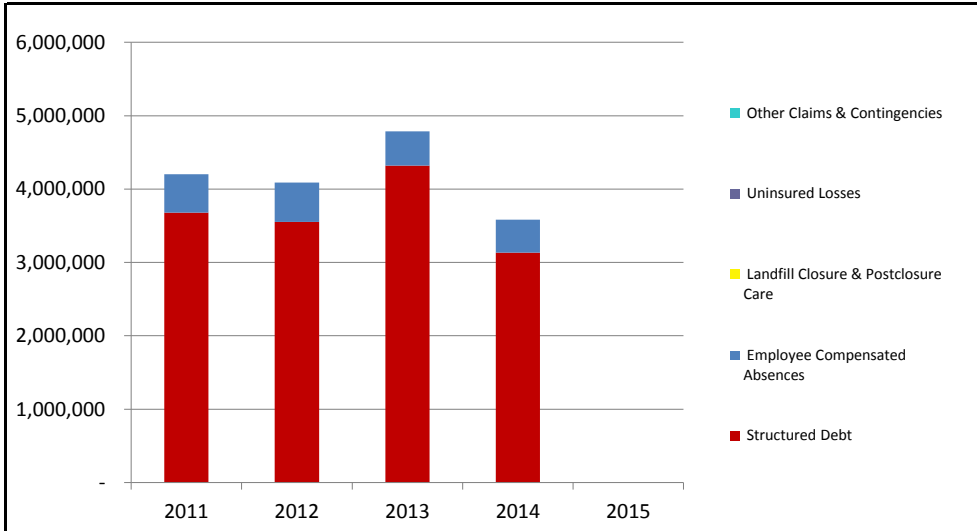
2. Retiree Health care funding status



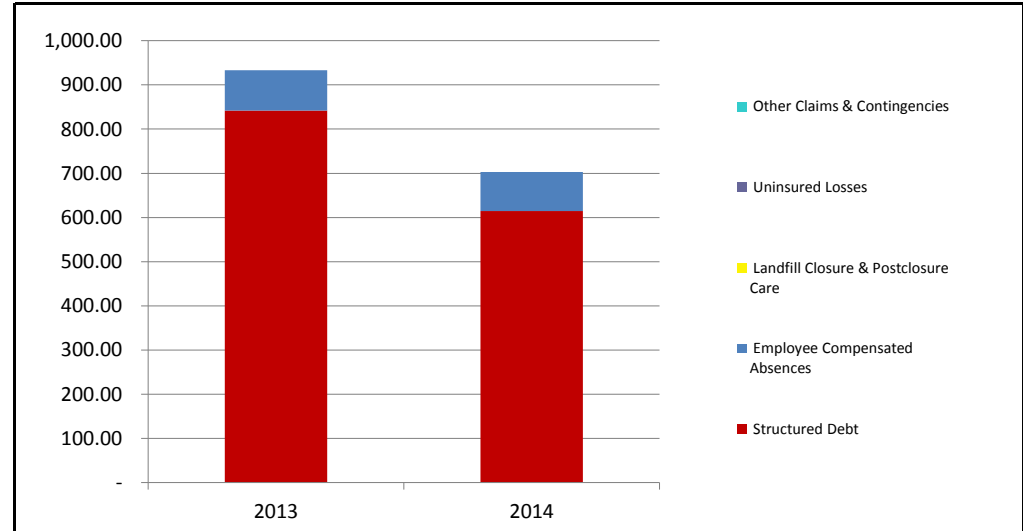
3. Percent funded - compared to the prior year



4. Long Term Debt obligations:



5. Debt & other long term obligations per capita - compared to the prior year



Commentary:

For more information on our unit's finances, contact Anthony D. Edlebeck, City Manager/Clerk at 906-774-3526.